HINGHAM PUBLIC SCHOOLS

MCAS ASSESSMENT: DIGGING DEEPER INTO STUDENT PERFORMANCE

January 30, 2017
Dr. James M. LaBillois
Assistant Superintendent of Schools

Agenda

- Review of Student Achievement Data
  - All Students/All Grades (Hingham and Benchmark)
  - High Needs (Elementary, Middle, High)
  - Students with Disabilities (Elementary, Middle, High)
- Focus Areas: ELA, Math, Science
- MCAS-Alternative Assessment
  - Overview & Trends
- Follow-Up/Next Steps

MCAS RESULTS
Proficient / Advanced Levels

All Districts and Grades - 2016

TOWN	ELA %
Winchester	90
Hingham	89
Hopkinton	**89**
Lexington	89
Wellesley	89
Needham	87
Cohasset	86
Nashoba	**85**

TOWN	Math %
Lexington	88
Winchester	86
Hingham	84
Hopkinton	**84**
Needham	83
Wellesley	82
Nashoba	**81**
Cohasset	74

TOWN	Science %
Lexington	84
Winchester	83
Hingham	81
Hopkinton	**78**
Needham	77
Wellesley	77
Nashoba	**75**
Cohasset	68

MCAS RESULTS

Proficient / Advanced Levels

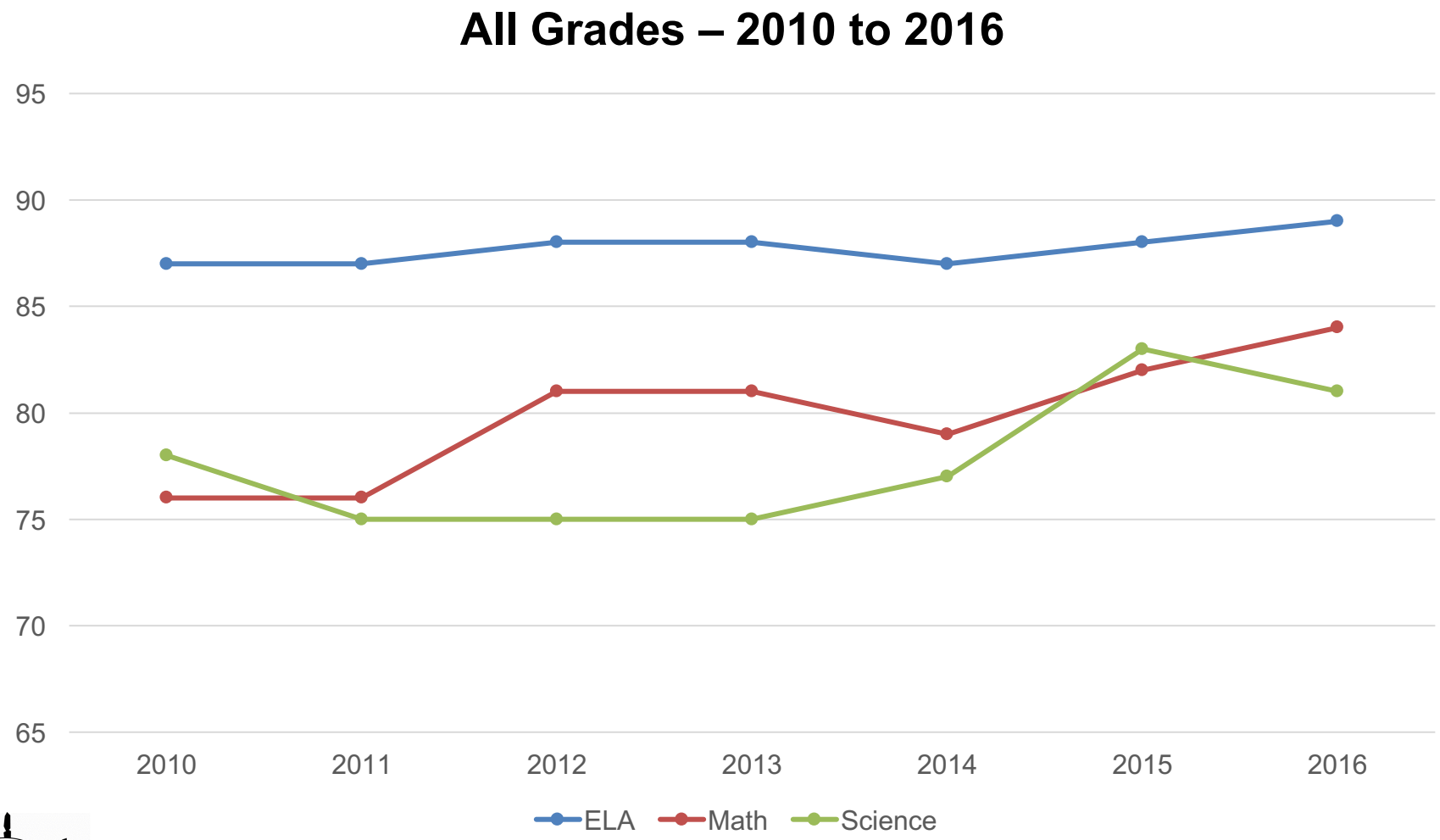

MCAS RESULTS

Proficient / Advanced Levels

Elementary – 2016 (All Students)

	Cohasset	Hingham	Hopkinton	Lexington	Nashoba	Needham	Wellesley	Winchester
Grade 3 Reading	75	76	**85**	79	**72**	75	81	81
Grade 3 Math	79	88	**89**	89	**87**	87	87	90
Grade 4 ELA	84	88	**81**	81	**81**	76	82	86
Grade 4 Math	75	91	**79**	81	**76**	75	80	89
Grade 5 ELA	80	90	**82**	87	**78**	85	89	90
Grade 5 Math	71	88	**77**	87	**74**	80	83	89
Grade 5 Science	67	83	**69**	78	**66**	70	70	84

MCAS RESULTS

Proficient / Advanced Levels

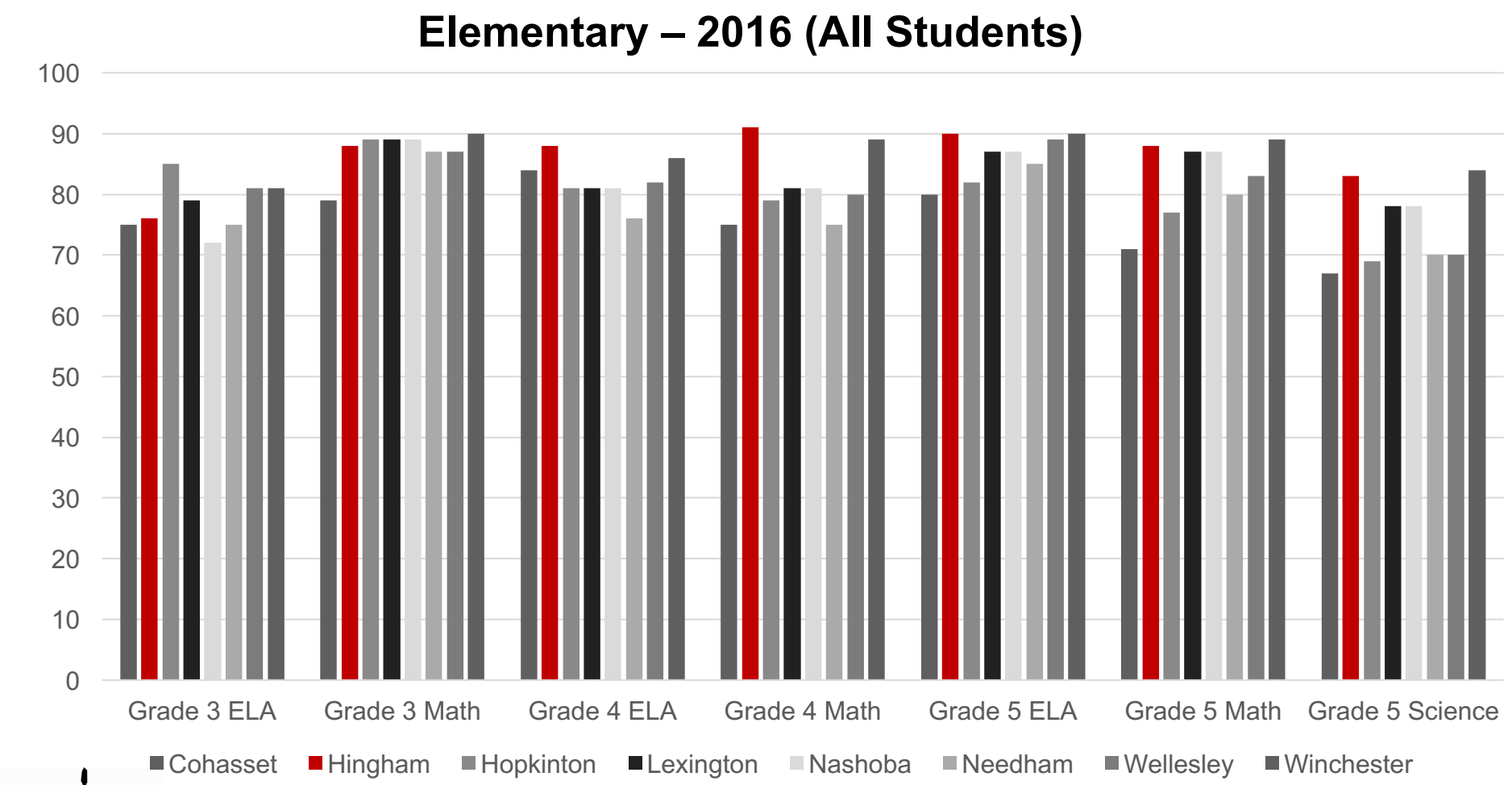

MCAS RESULTS

Proficient / Advanced Levels

Middle – 2016 (All Students)

	Cohasset	Hingham	Hopkinton	Lexington	Nashoba	Needham	Wellesley	Winchester
Grade 6 ELA	87	92	**91**	91	**85**	91	87	89
Grade 6 Math	69	84	**82**	88	**79**	88	79	84
Grade 7 ELA	86	92	**92**	95	**91**	90	94	91
Grade 7 Math	63	71	**81**	88	**80**	80	79	78
Grade 8 ELA	93	90	**94**	94	**86**	94	93	92
Grade 8 Math	75	69	**85**	88	**79**	81	76	81
Grade 8 Science	57	64	**71**	79	**66**	69	70	75

MCAS RESULTS

Proficient / Advanced Levels 2016 – Middle

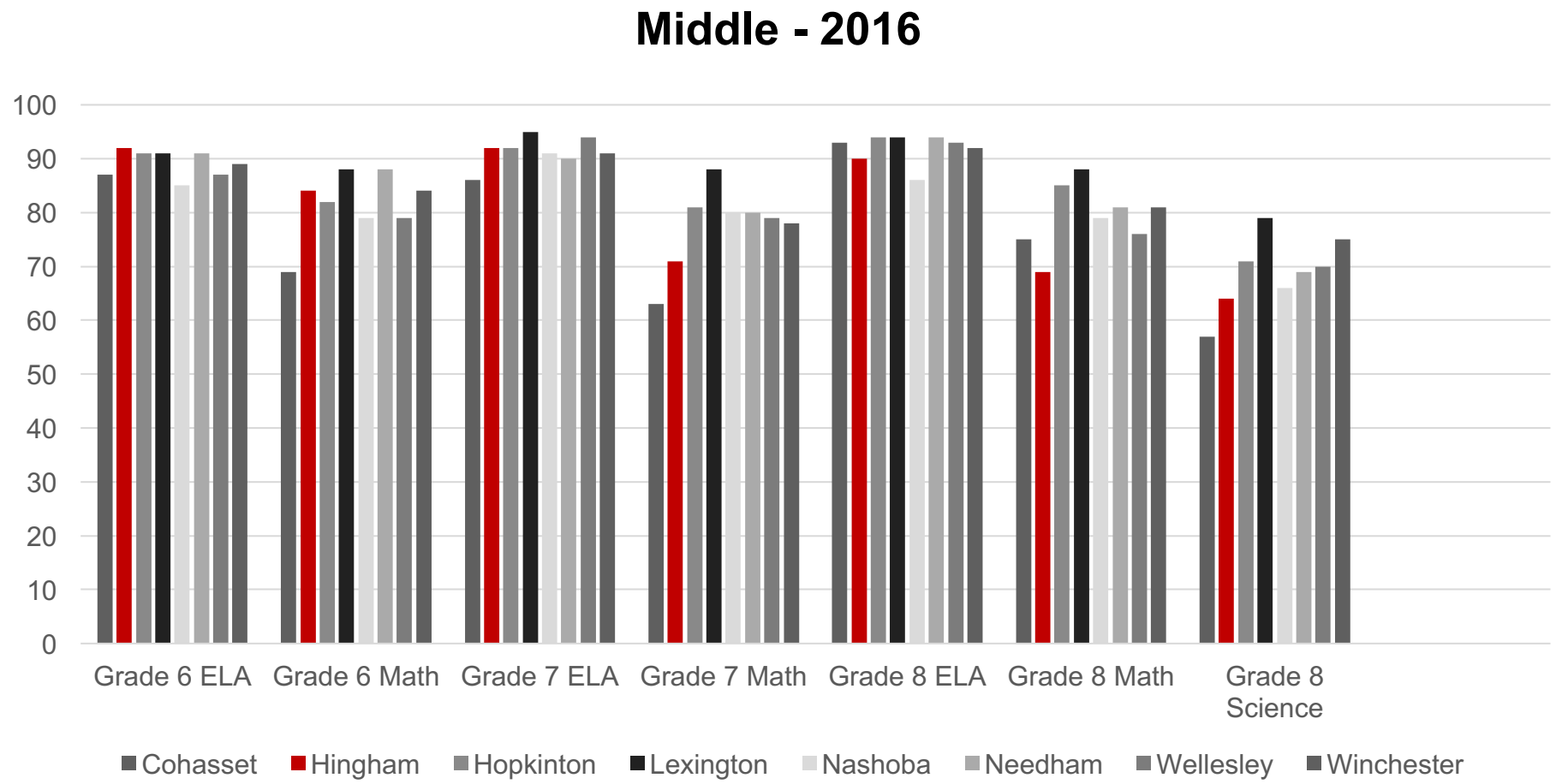

MCAS RESULTS

Proficient / Advanced Levels

Grade 10 - 2016

	Cohasset	Hingham	Hopkinton	Lexington	Nashoba	Needham	Wellesley	Winchester
Grade 10 ELA	98	98	**98**	98	**97**	99	98	98
Grade 10 Math	96	94	**84**	96	**93**	93	93	93
Grade 10 Science	87	95	**97**	95	**92**	91	91	92

MCAS RESULTS

Proficient / Advanced Levels

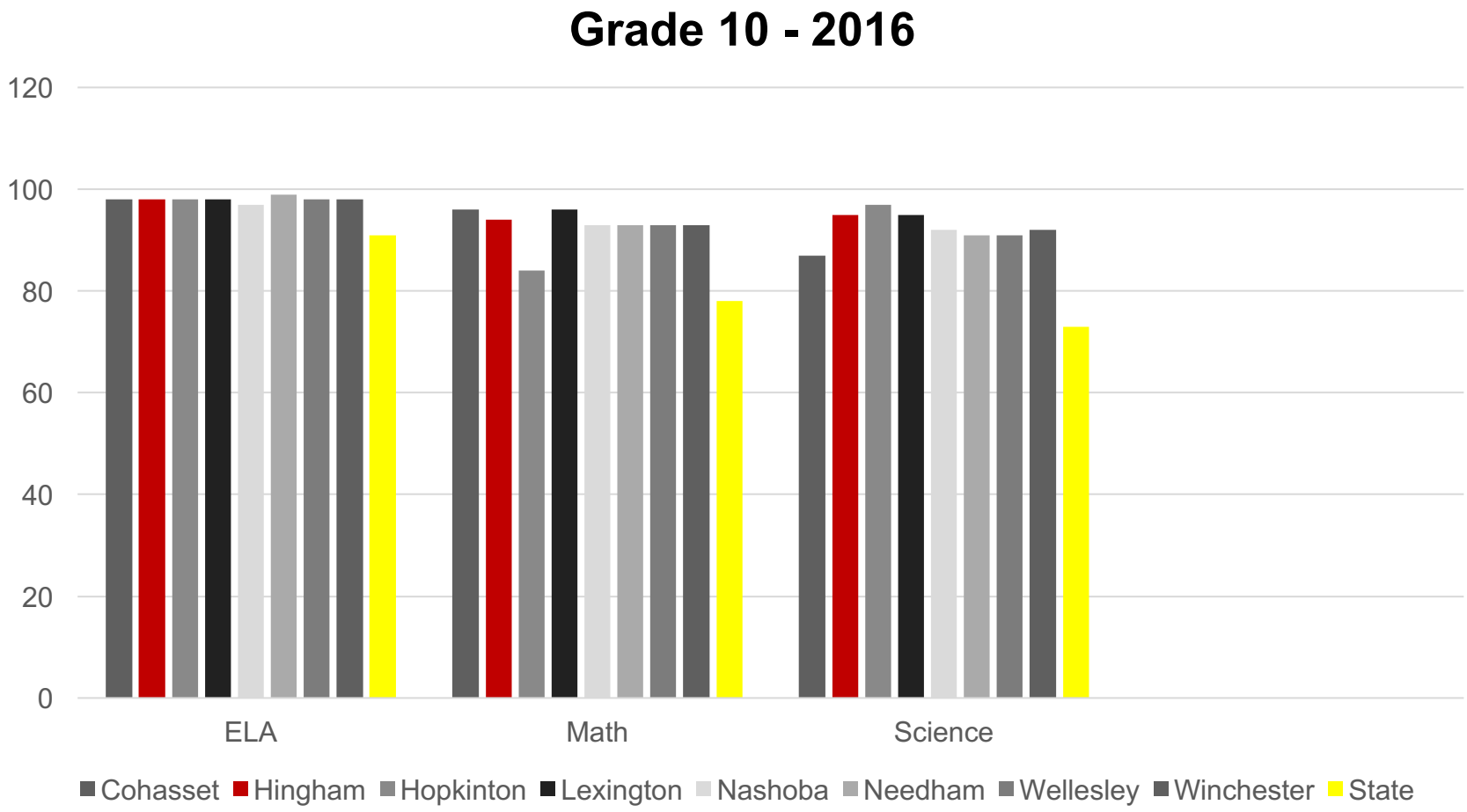

MCAS RESULTS

Proficient / Advanced Levels

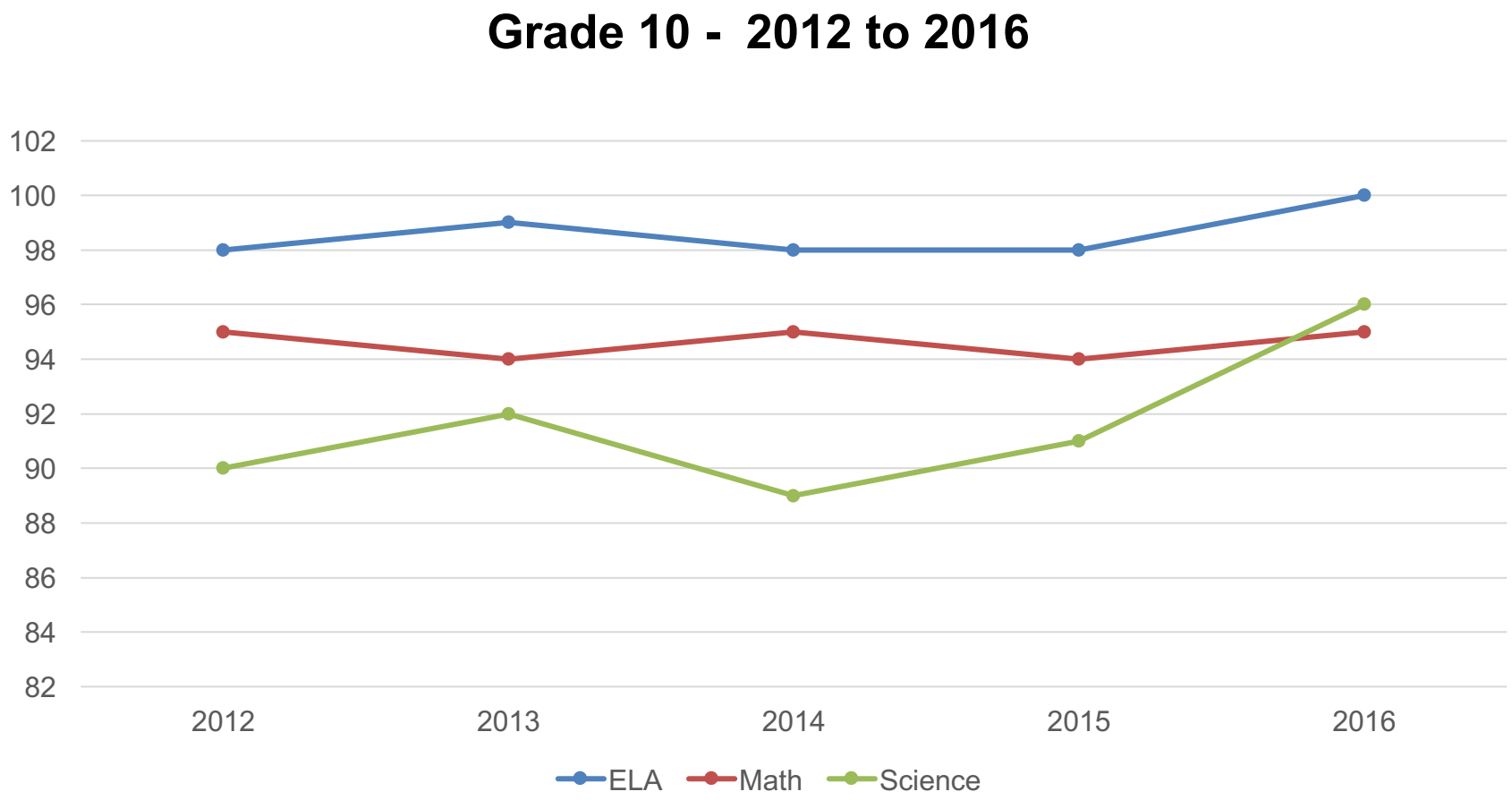

MCAS RESULTS
Proficient / Advanced Levels

All Districts and Grades - High Needs - 2016

TOWN	ELA %
Winchester	70
Lexington	69
Wellesley	67
Cohasset	66
Needham	62
Hingham	59
Hopkinton	**62**
Nashoba	**52**

TOWN	Math %
Lexington	66
Winchester	61
Cohasset	52
Needham	52
Wellesley	52
Hopkinton	**51**
Hingham	45
Nashoba	**45**

TOWN	Science %
Lexington	56
Winchester	54
Hopkinton	**52**
Cohasset	48
Wellesley	46
Hingham	45
Nashoba	**42**
Needham	42

MCAS RESULTS

Proficient / Advanced Levels

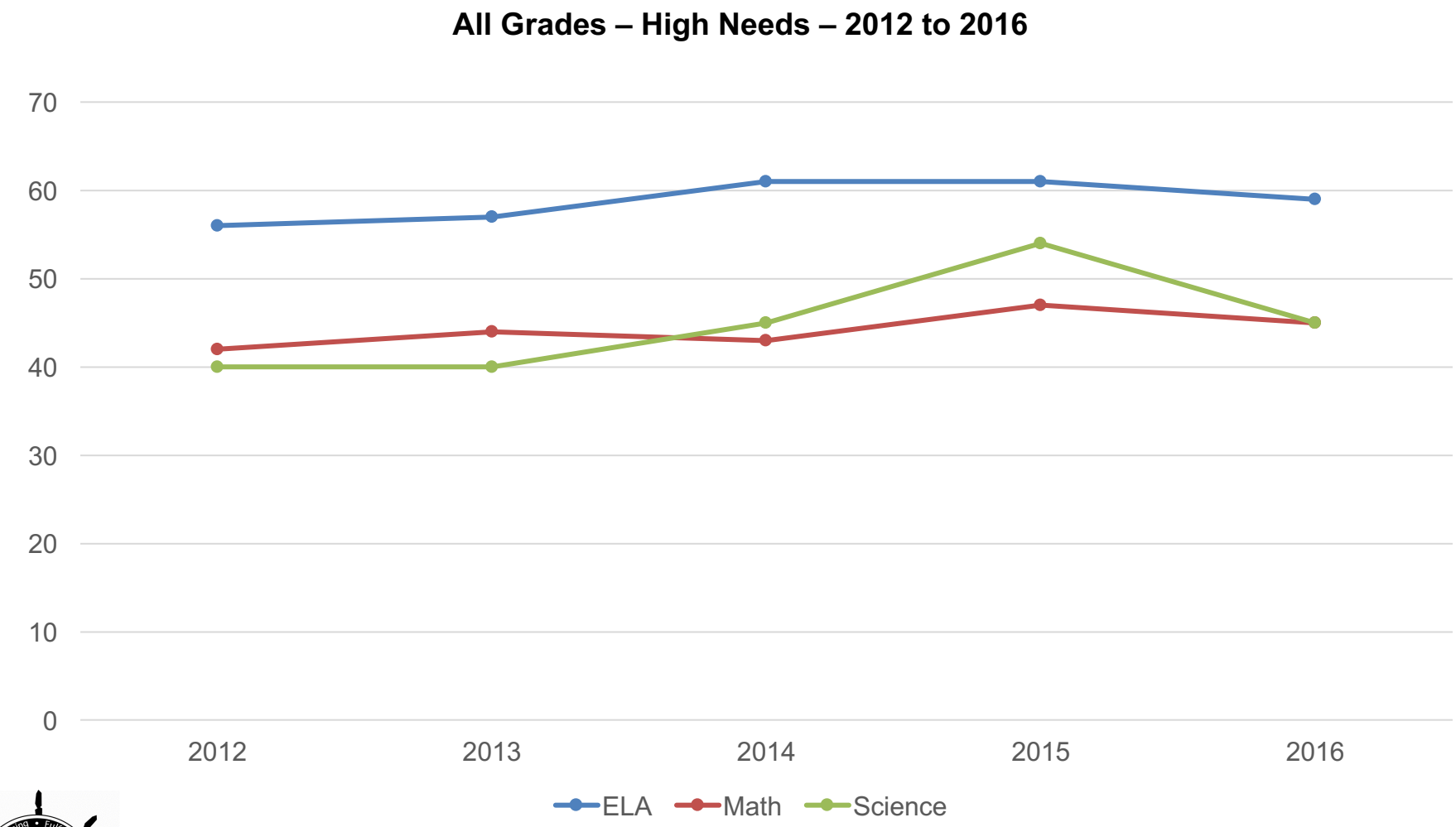

MCAS RESULTS

Proficient / Advanced Levels

Elementary - High Needs - 2016

	Cohasset	Hingham	Hopkinton	Lexington	Nashoba	Needham	Wellesley	Winchester
Grade 3 Reading	41	38	**46**	45	**39**	35	52	57
Grade 3 Math	61	53	**62**	72	**63**	61	63	78
Grade 4 ELA	64	51	**44**	55	**56**	42	52	64
Grade 4 Math	41	67	**51**	57	**43**	40	43	70
Grade 5 ELA	52	54	**51**	61	**45**	54	62	70
Grade 5 Math	57	47	**53**	66	**43**	46	46	70
Grade 5 Science	52	35	**40**	50	**38**	36	33	55

MCAS RESULTS

Proficient / Advanced Levels

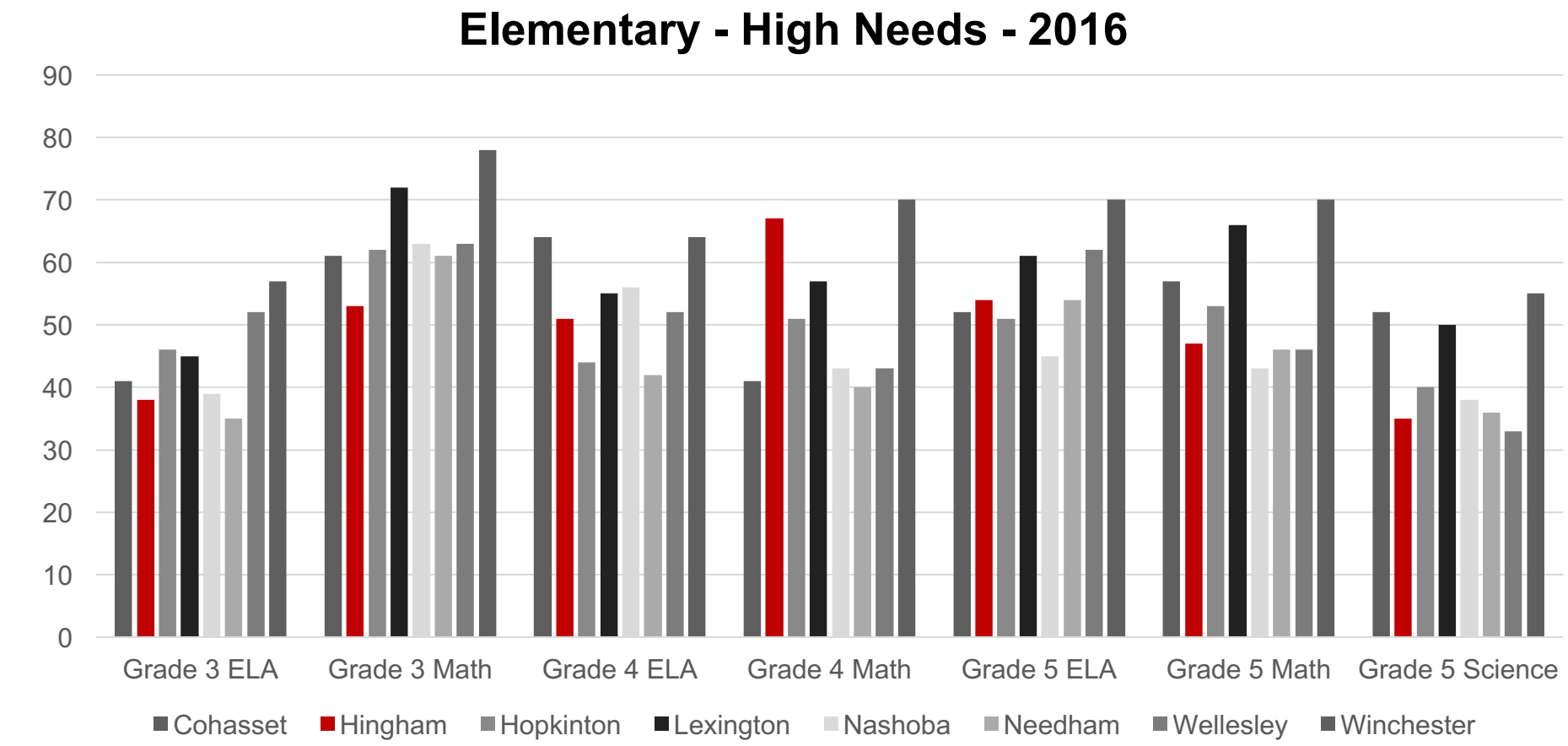

MCAS RESULTS

Proficient / Advanced Levels

Middle - High Needs - 2016

	Cohasset	Hingham	Hopkinton	Lexington	Nashoba	Needham	Wellesley	Winchester
Grade 6 ELA	73	62	65	73	41	70	66	69
Grade 6 Math	61	40	39	65	28	57	50	50
Grade 7 ELA	62	58	62	81	60	62	74	72
Grade 7 Math	32	21	30	60	34	44	42	47
Grade 8 ELA	79	57	68	76	49	76	73	69
Grade 8 Math	39	18	46	61	37	43	40	40
Grade 8 Science	26	23	34	43	27	27	33	36

MCAS RESULTS

Proficient / Advanced Levels

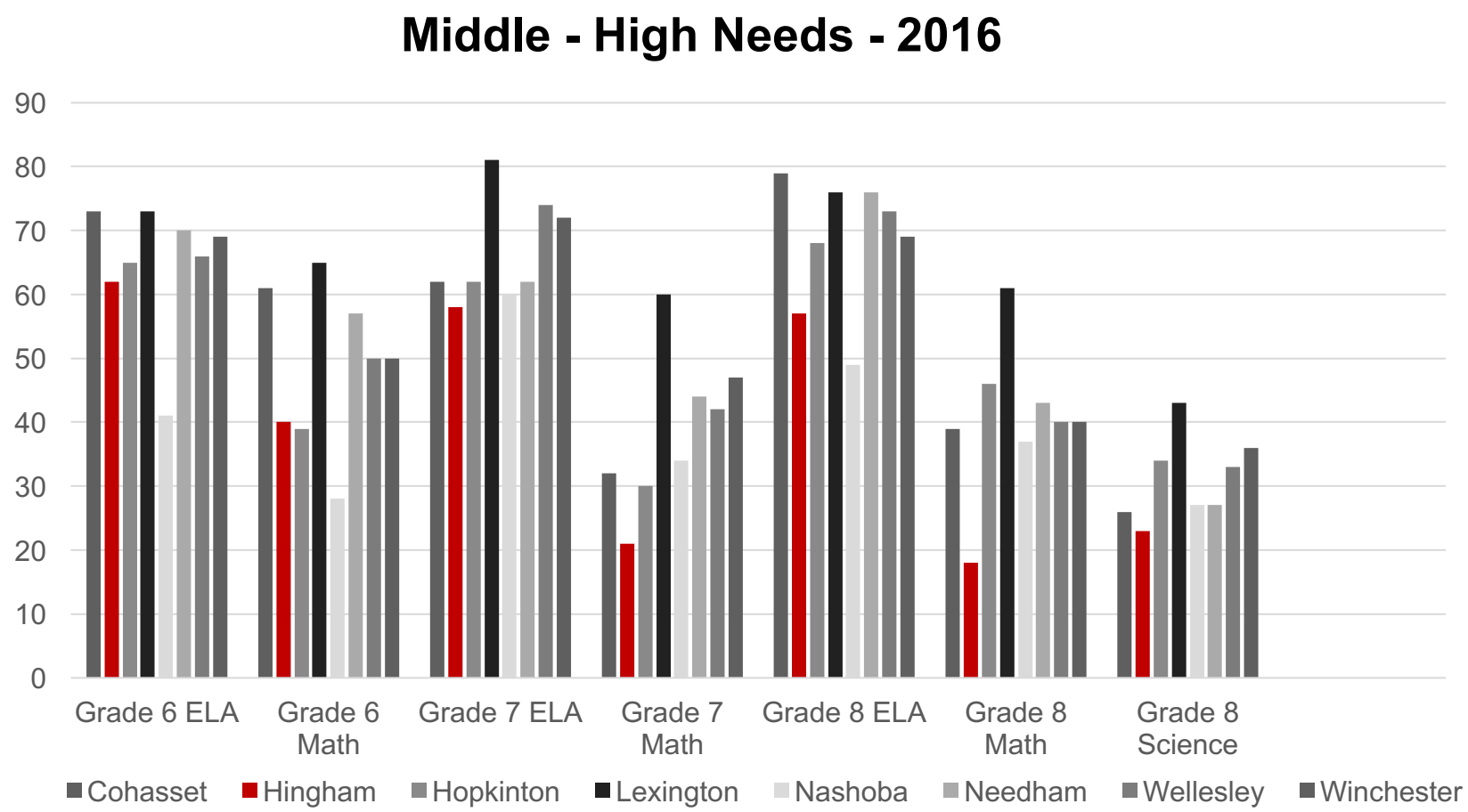

MCAS RESULTS

Proficient / Advanced Levels

Grade 10 - High Needs - 2016

	Cohasset	Hingham	Hopkinton	Lexington	Nashoba	Needham	Wellesley	Winchester
Grade 10 ELA	90	92	**91**	92	**85**	94	90	92
Grade 10 Math	80	73	**74**	82	**71**	71	75	76
Grade 10 Science	68	77	**88**	79	**70**	67	70	69

MCAS RESULTS

Proficient / Advanced Levels 2016 – Grade 10

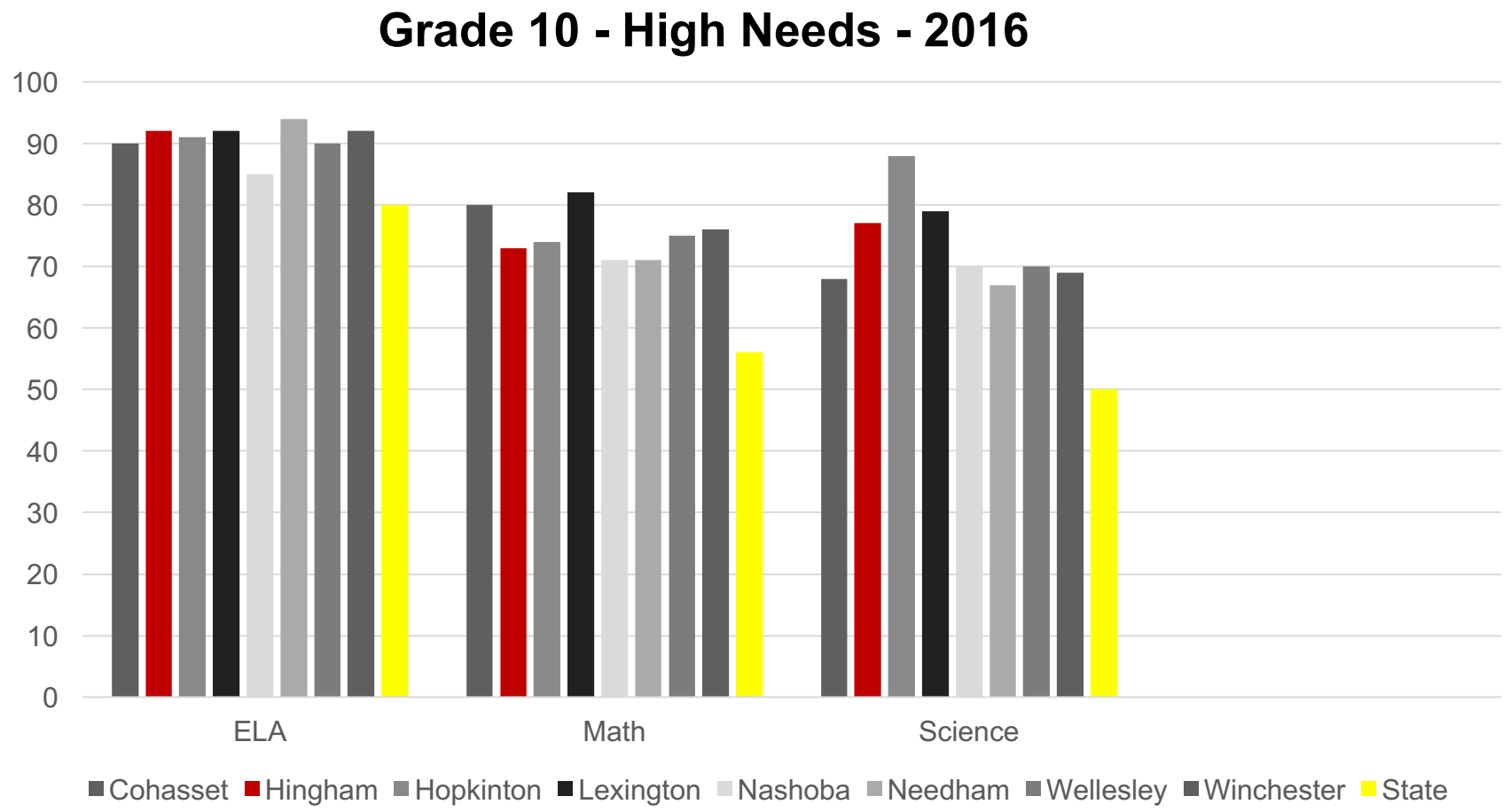

MCAS RESULTS

Proficient / Advanced Levels

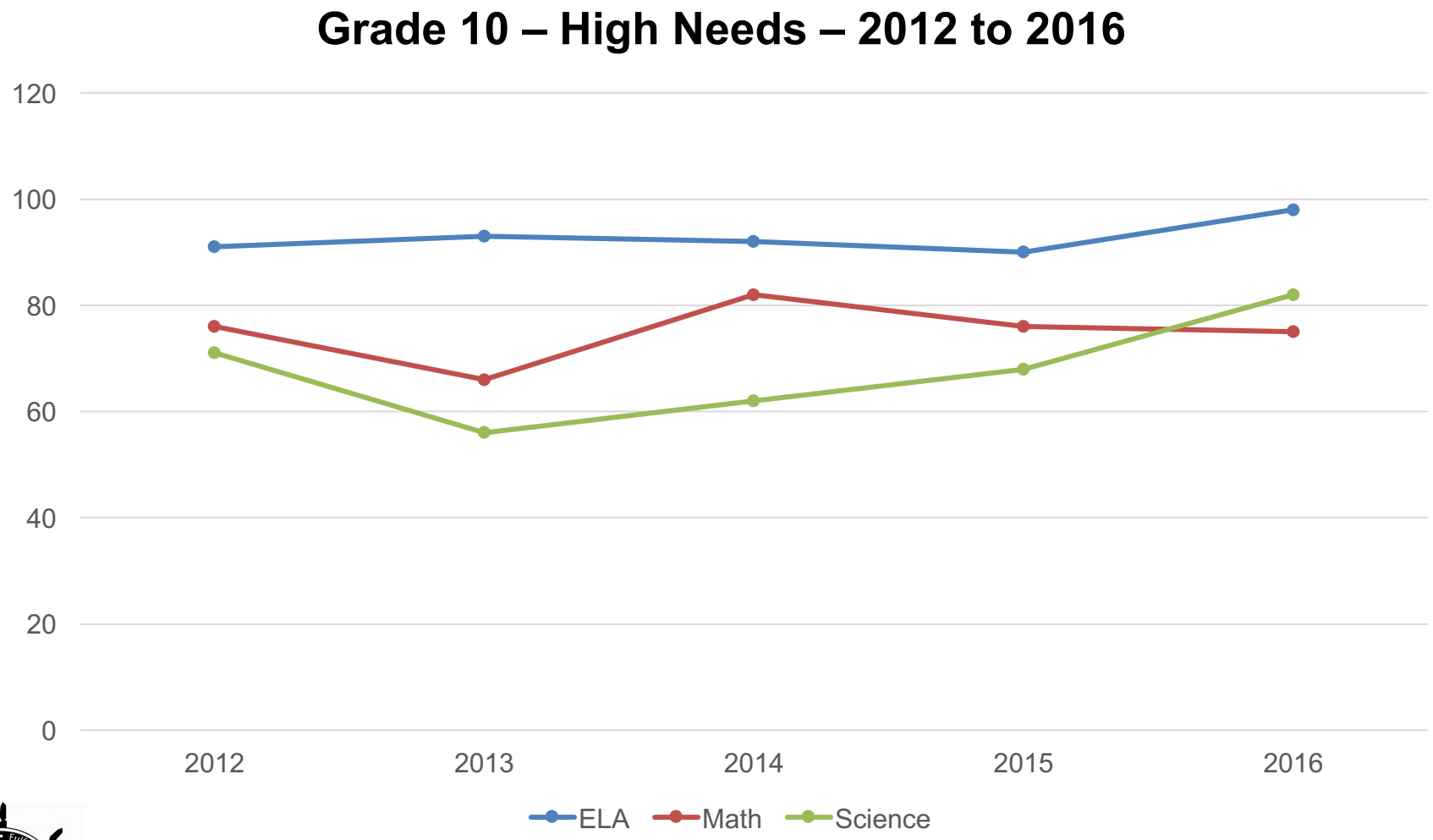

MCAS RESULTS

Proficient / Advanced Levels

All Districts and Grades - Students with Disabilities - 2016

TOWN	ELA %
Winchester	64
Lexington	61
Wellesley	61
Cohasset	60
Needham	59
Hopkinton	**53**
Hingham	47
Nashoba	**40**

TOWN	Math %
Lexington	52
Winchester	52
Cohasset	46
Needham	45
Wellesley	43
Hopkinton	**39**
Nashoba	**34**
Hingham	31

TOWN	Science %
Hopkinton	**47**
Winchester	47
Lexington	46
Cohasset	41
Wellesley	40
Needham	39
Nashoba	**31**
Hingham	28

MCAS RESULTS

Proficient / Advanced Levels

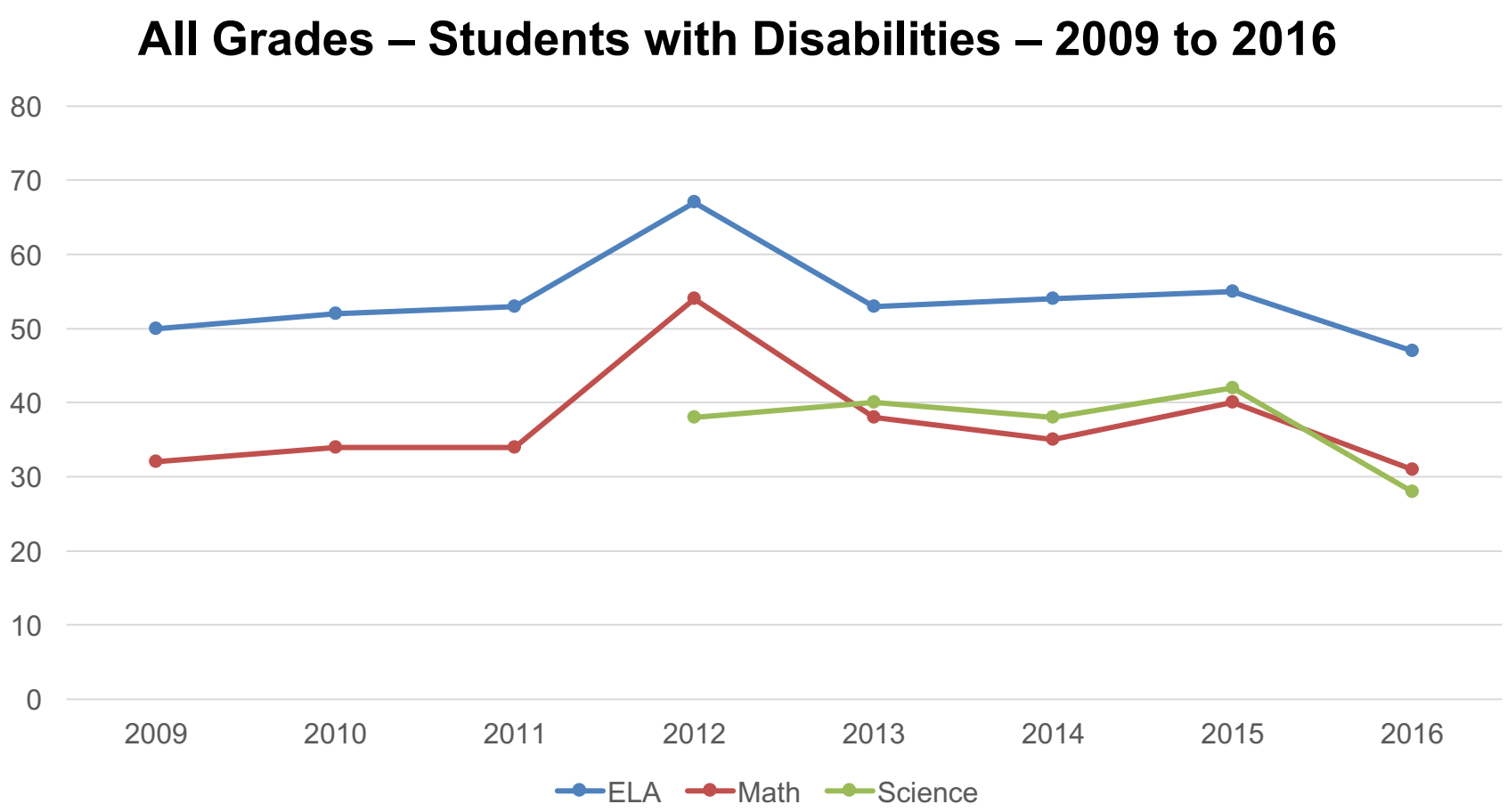

MCAS RESULTS

Proficient / Advanced Levels

Elementary - Students with Disabilities - 2016

	Cohasset	Hingham	Hopkinton	Lexington	Nashoba	Needham	Wellesley	Winchester
Grade 3 Reading	40	26	25	44	27	35	38	39
Grade 3 Math	54	41	44	56	54	53	58	61
Grade 4 ELA	56	40	22	40	39	38	40	58
Grade 4 Math	44	56	33	34	31	29	34	64
Grade 5 ELA	30	41	39	50	34	47	57	64
Grade 5 Math	30	34	41	50	31	35	39	62
Grade 5 Science	20	24	39	38	29	29	30	49

MCAS RESULTS

Proficient / Advanced Levels

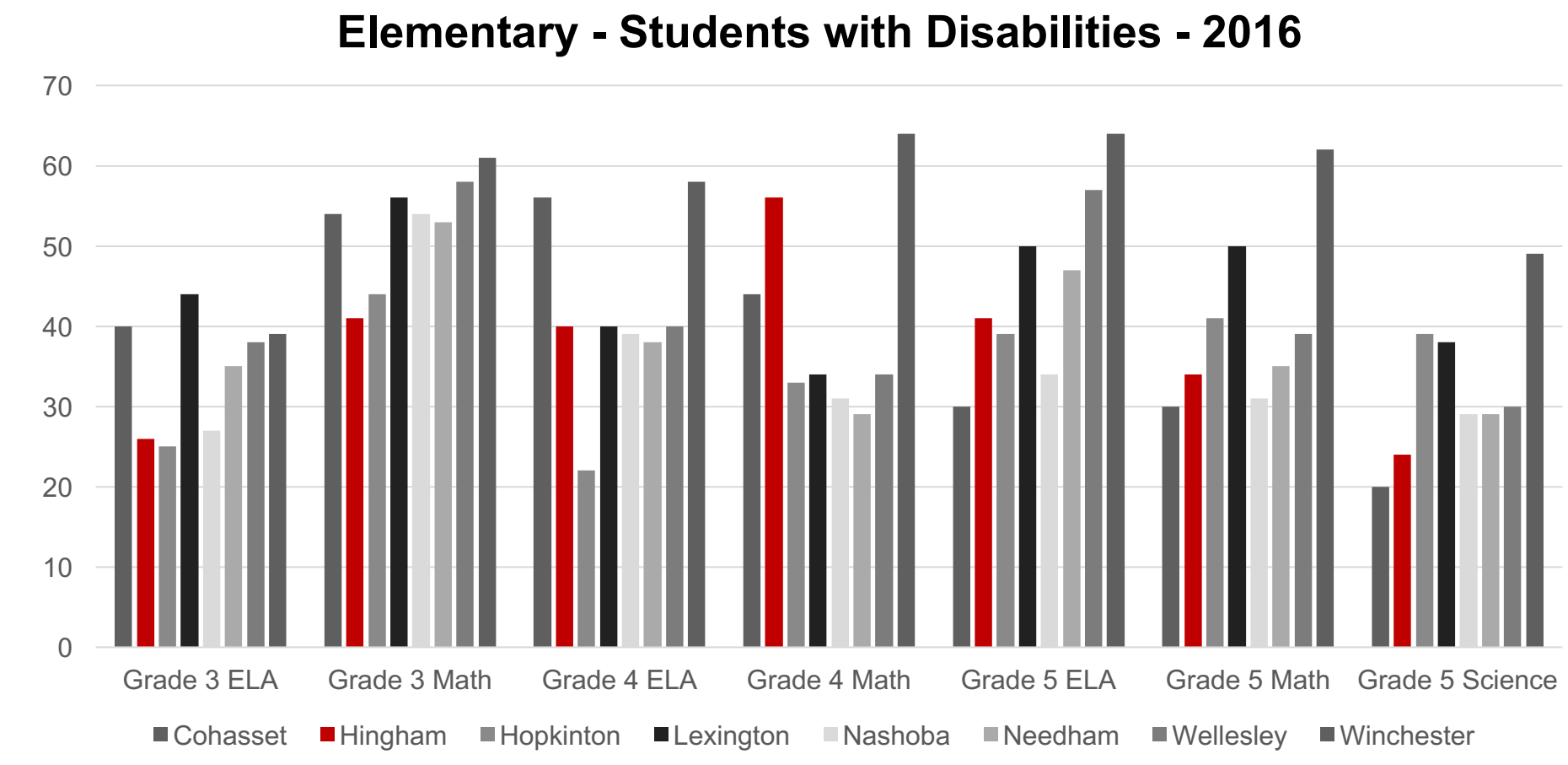

MCAS RESULTS

Proficient / Advanced Levels

Middle - Students with Disabilities - 2016

	Cohasset	Hingham	Hopkinton	Lexington	Nashoba	Needham	Wellesley	Winchester
Grade 6 ELA	58	48	62	65	32	69	56	62
Grade 6 Math	53	24	32	53	17	51	37	40
Grade 7 ELA	50	49	55	78	48	57	70	67
Grade 7 Math	18	16	19	50	19	43	37	35
Grade 8 ELA	76	47	62	71	35	72	66	62
Grade 8 Math	40	10	34	47	26	37	34	30
Grade 8 Science	30	12	21	36	15	26	29	30

MCAS RESULTS

Proficient / Advanced Levels

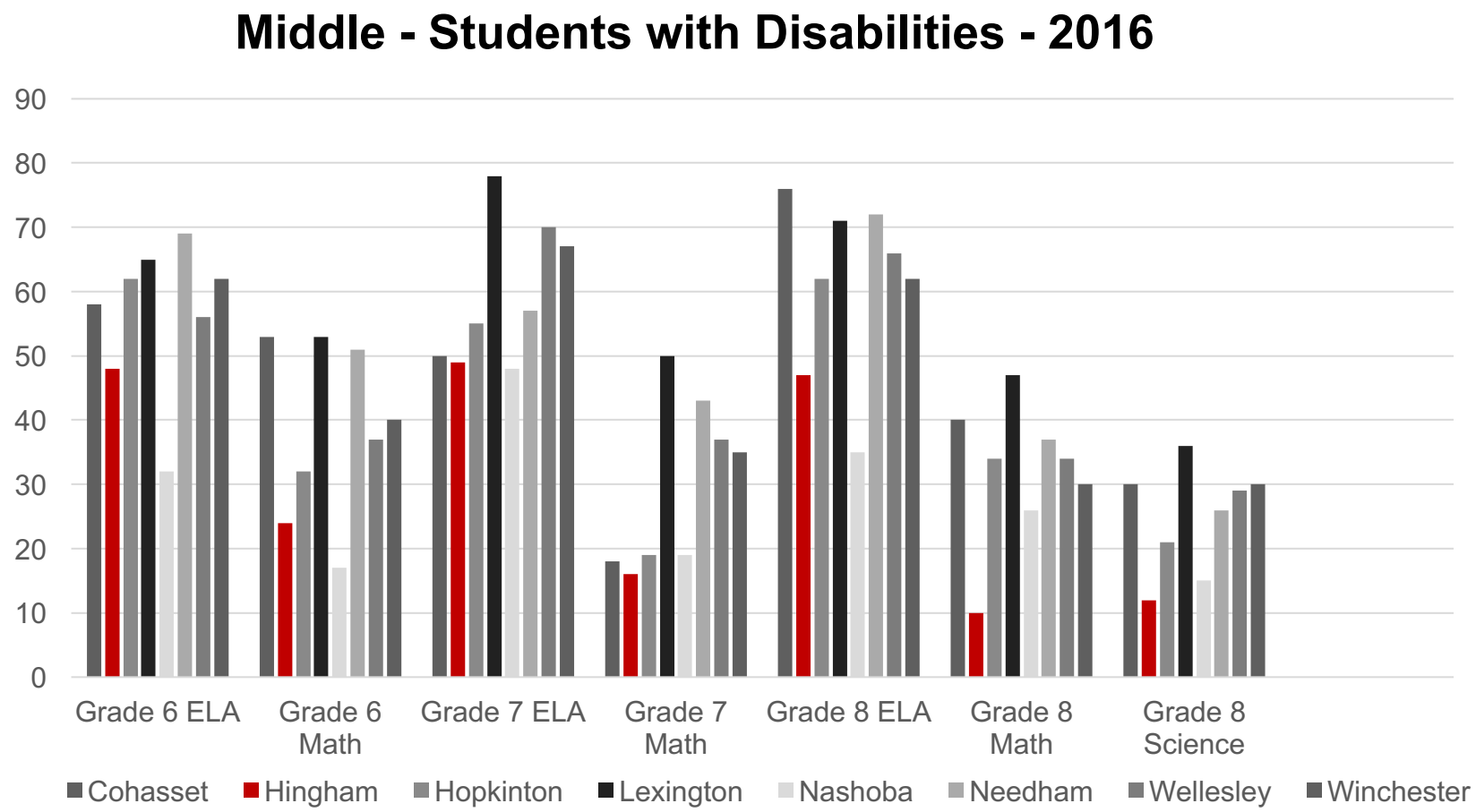

MCAS RESULTS

Proficient / Advanced Levels 2016 – Grade 10

Grade 10 - Students with Disabilities - 2016

	Cohasset	Hingham	Hopkinton	Lexington	Nashoba	Needham	Wellesley	Winchester
Grade 10 ELA	88	85	**88**	88	**79**	91	85	89
Grade 10 Math	81	51	**69**	74	**60**	68	66	71
Grade 10 Science	69	57	**85**	70	**61**	65	61	61

MCAS RESULTS

Proficient / Advanced Levels

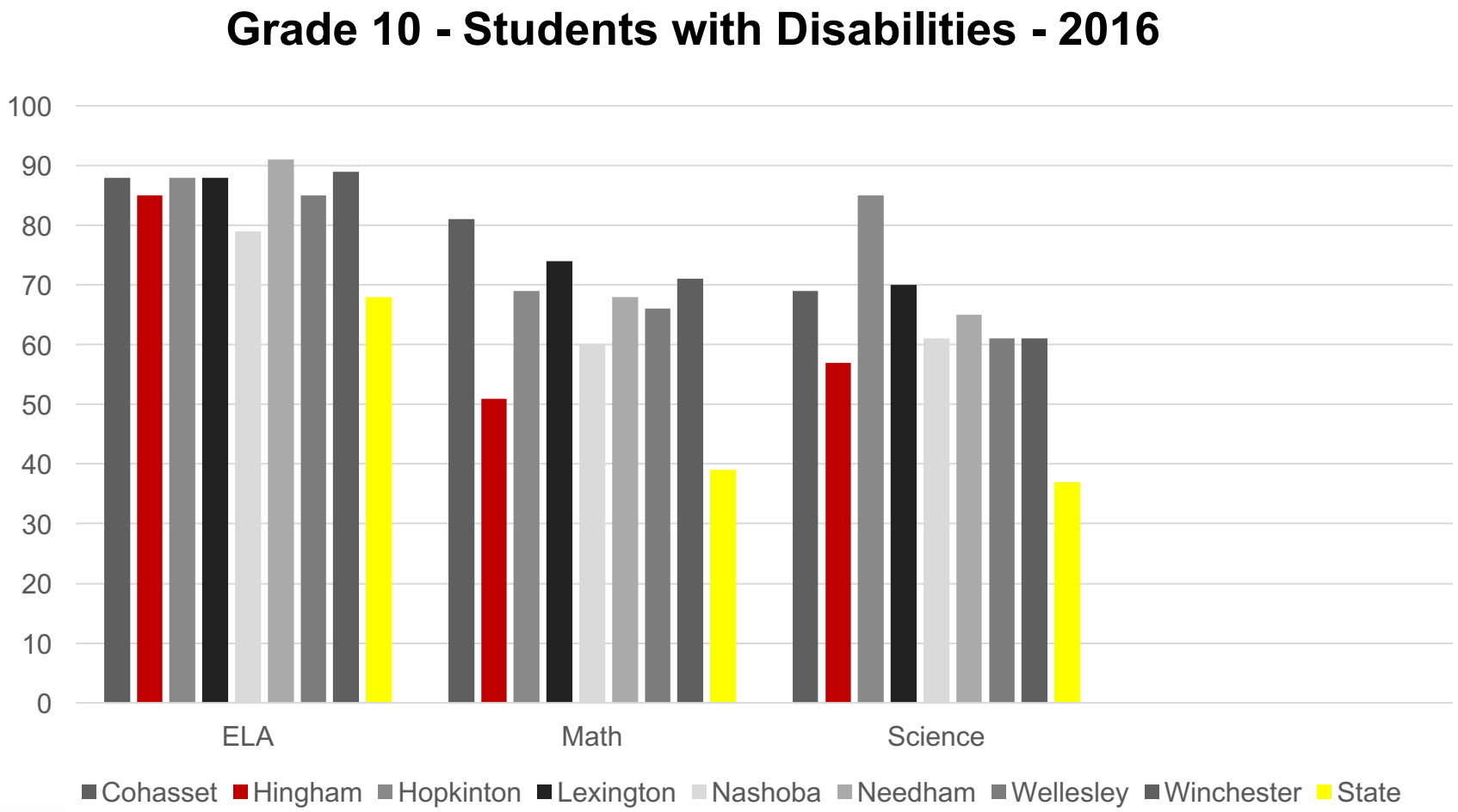

MCAS RESULTS

Proficient / Advanced Levels

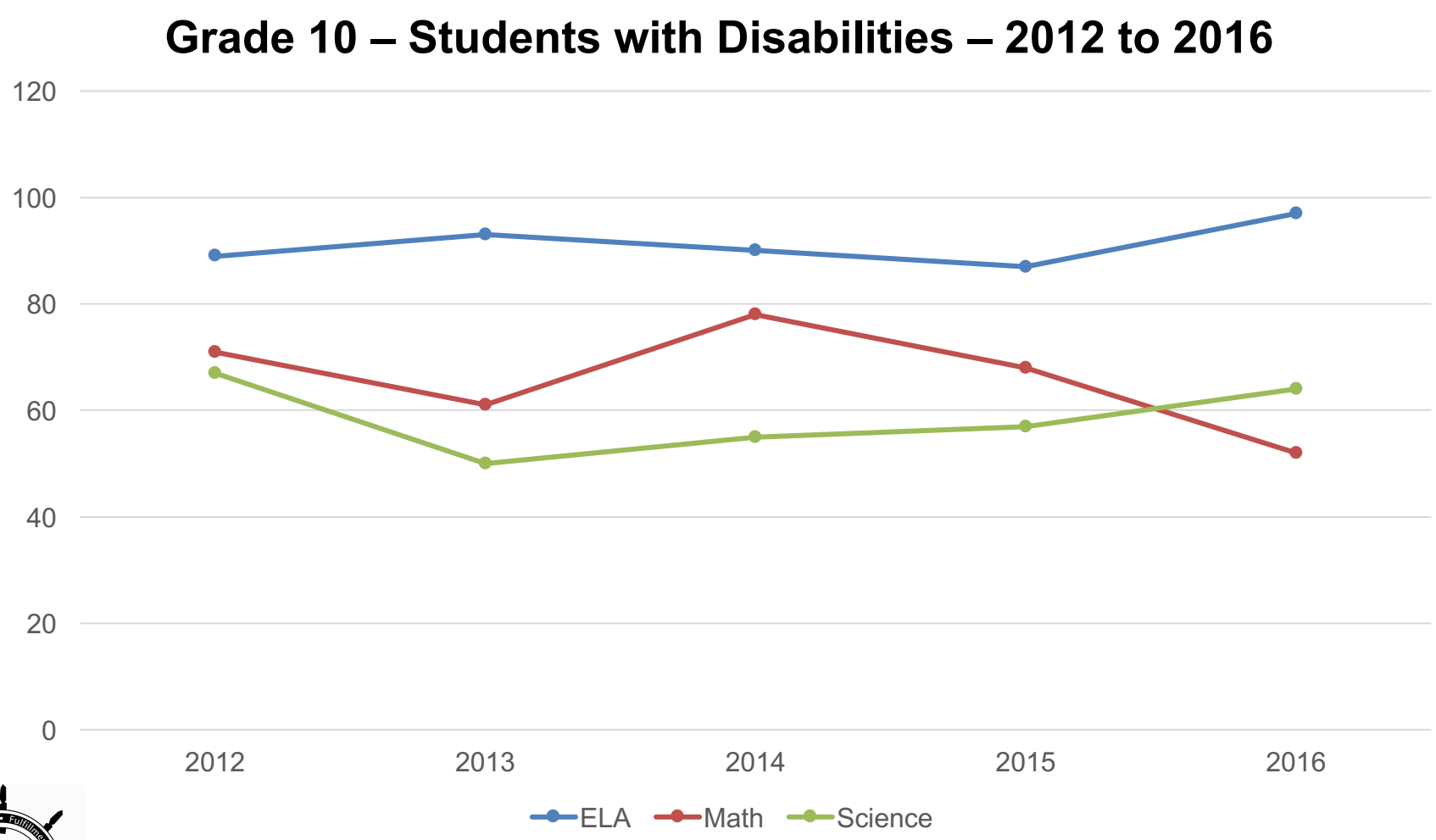

MCAS RESULTS

Proficient / Advanced Levels

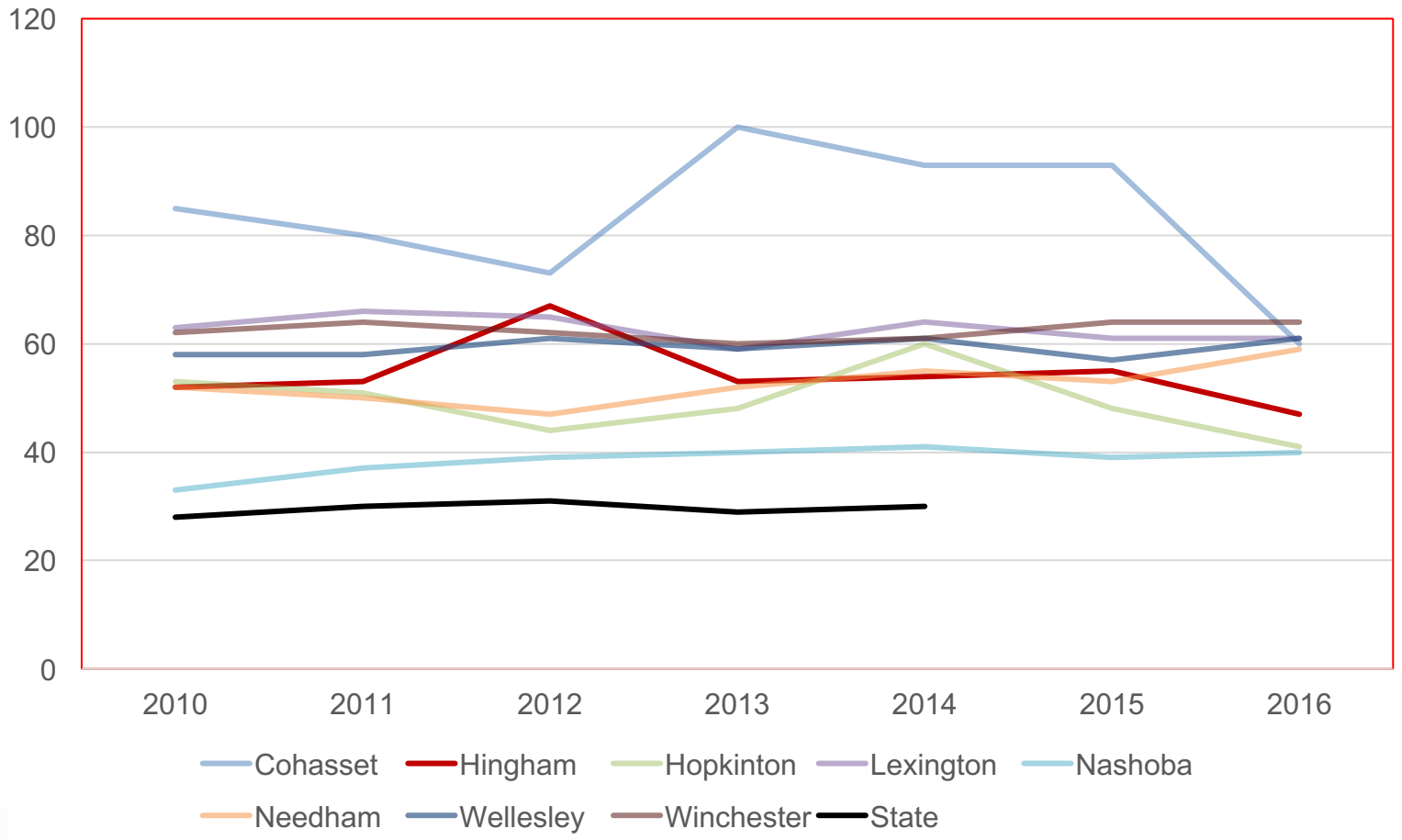

Note: State information not available after 2014.

MCAS RESULTS

Proficient / Advanced Levels

All Schools - Students with Disabilities - Math - 2010 to 2016

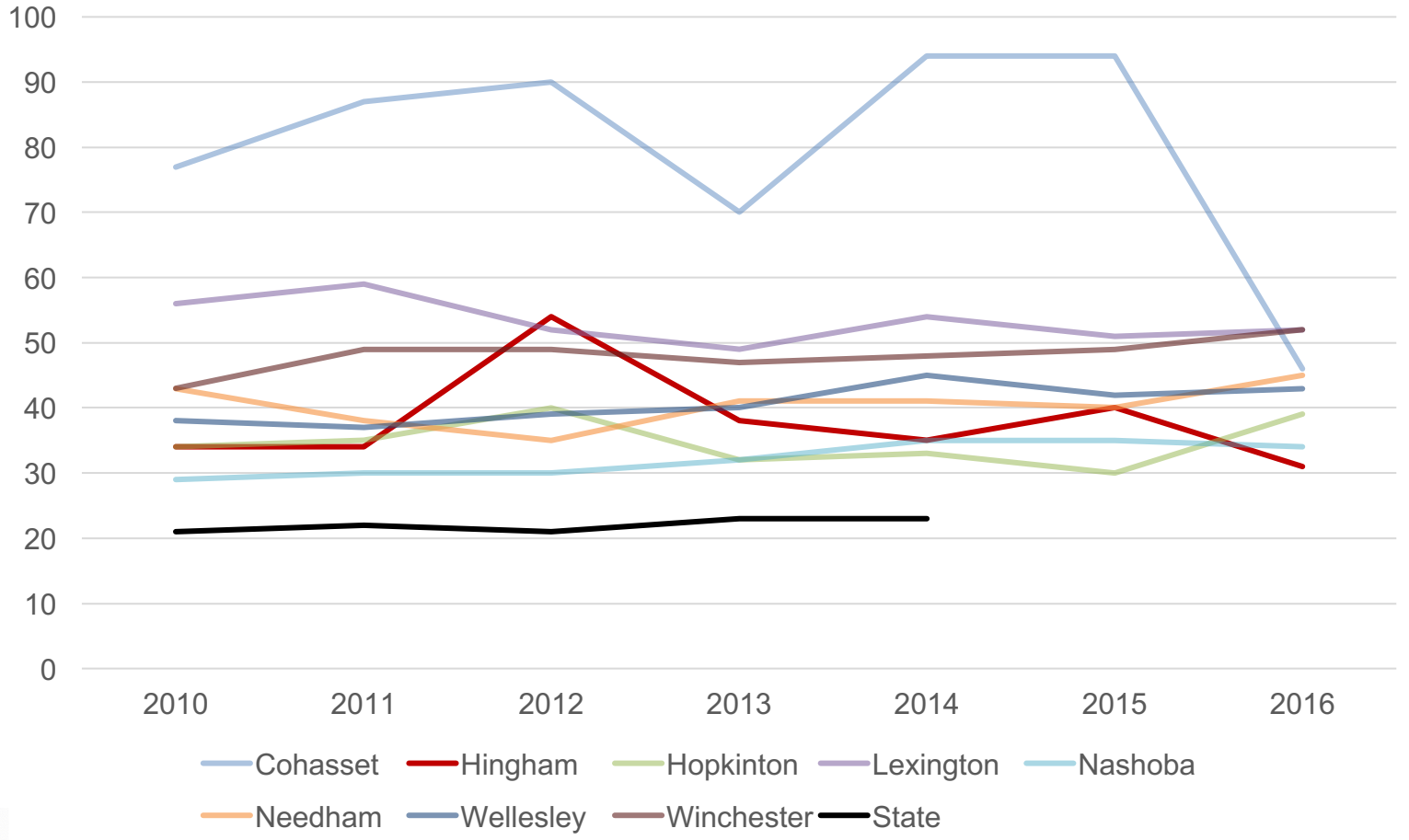

Note: State information is not available after 2014.

MCAS RESULTS

Proficient / Advanced Levels

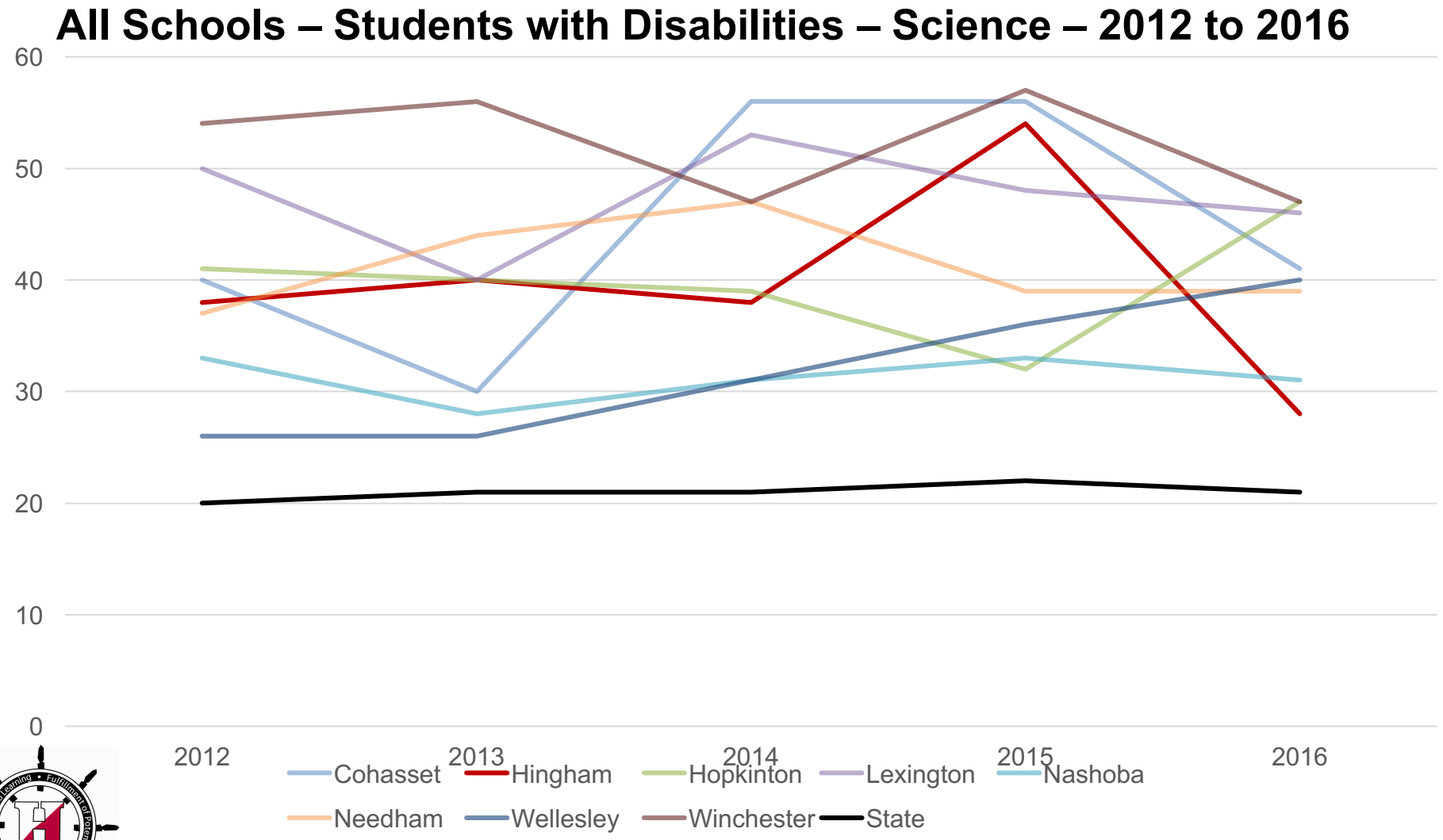

MCAS RESULTS

Proficient / Advanced Levels

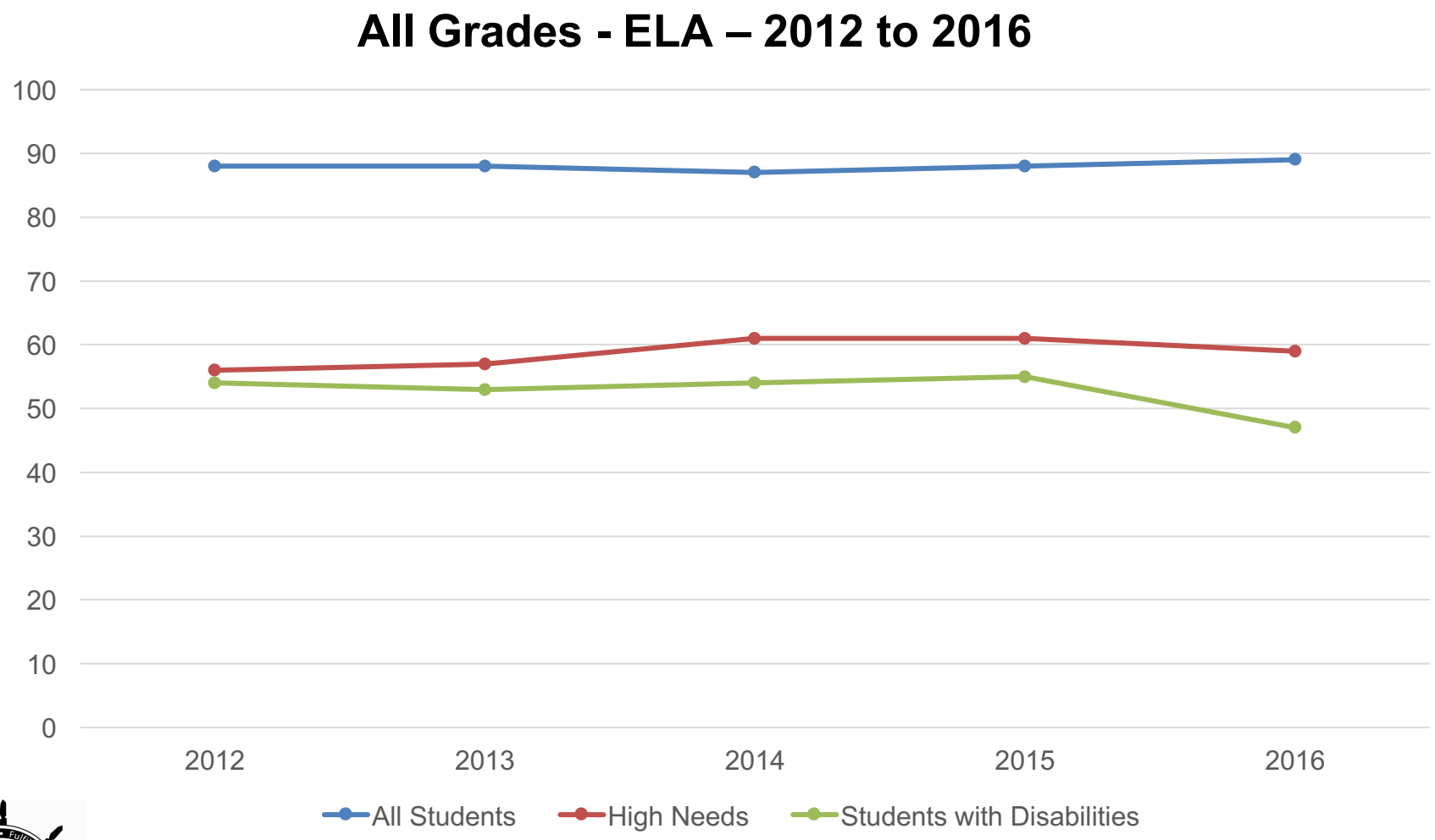

MCAS RESULTS

Proficient / Advanced Levels

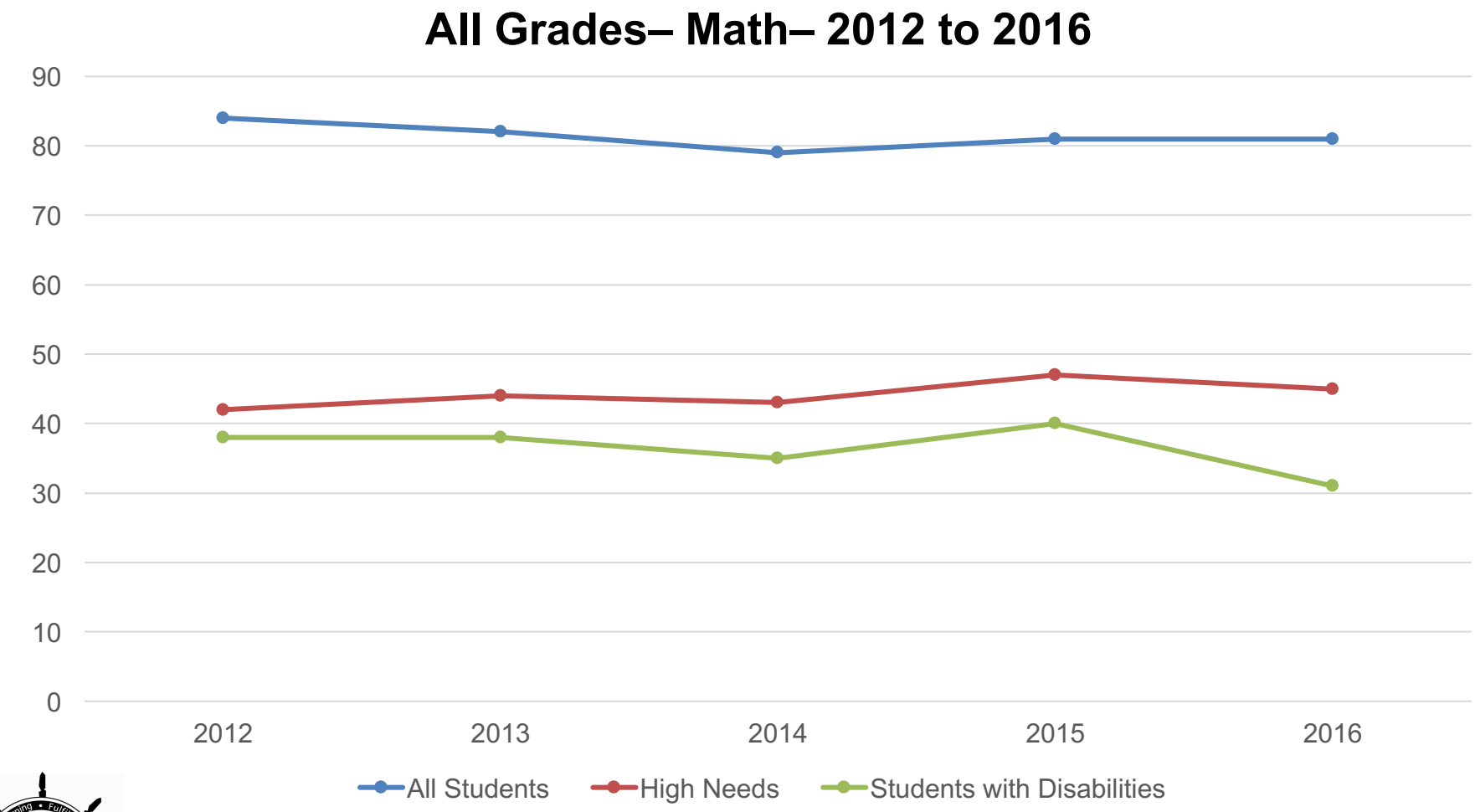

MCAS RESULTS

Proficient / Advanced Levels

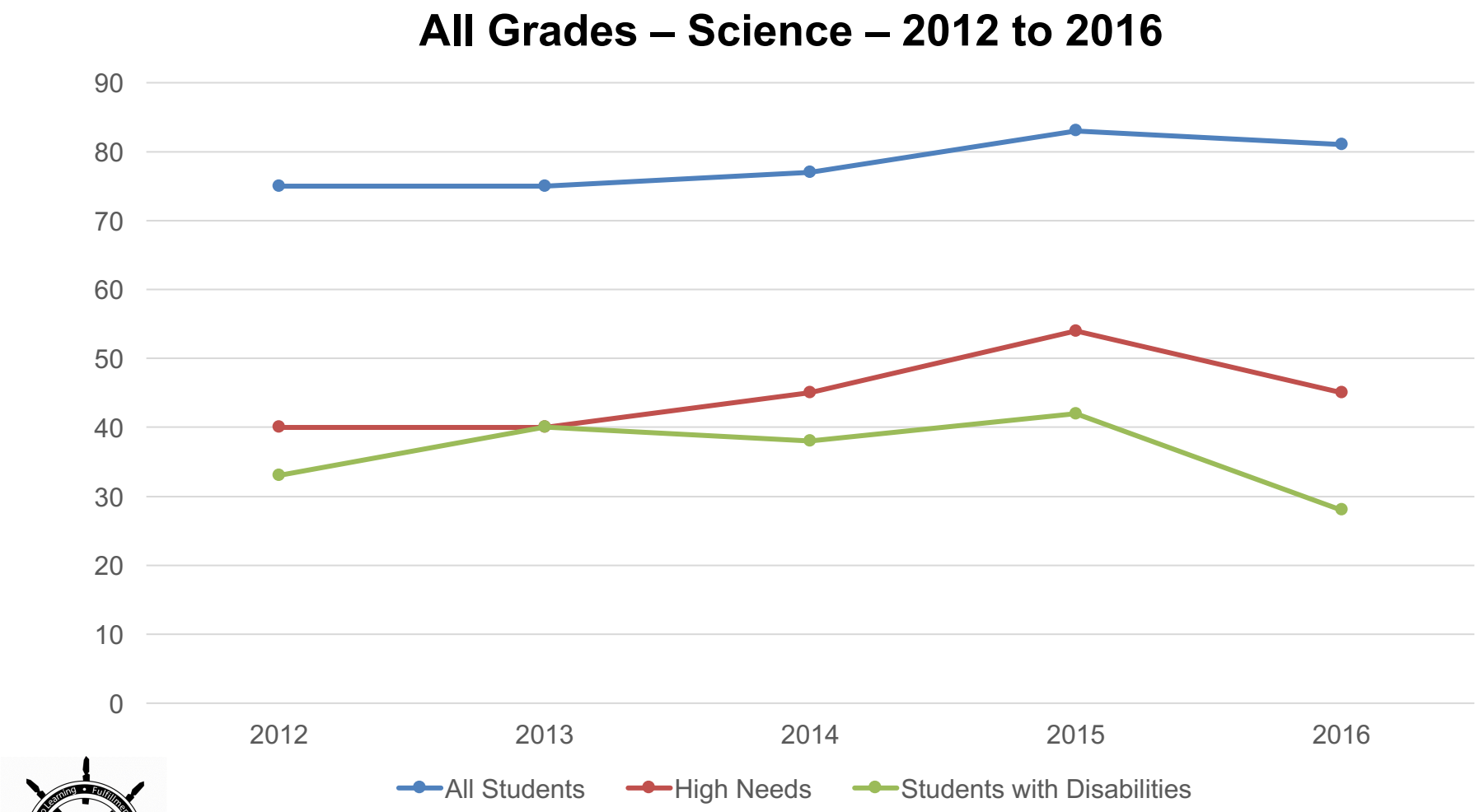

Secondary Focus: ELA

- Data revealed weaknesses in:
  - Making inferences
  - Managing multiple (paired) passages
  - Extracting main idea from text
  - Vocabulary (in and out of context)
  - Stamina (open responses blank, and drop off toward end of test)

Secondary Focus: ELA Action Plan

- Revise 6-8 strategies programs to include direct instruction on:
  - Drawing inferences
  - Multiple (paired) passages
  - Extracting main idea
  - Explicit vocabulary instruction
- Ensure strategies classes address stamina and plan for the measured increase of text length and complexity to support stamina development

Secondary Focus: Math

- Data revealed weaknesses in:
  - Short answers/open response (all grades)
  - Geometry (grade 6)
  - Statistics and probability (grades 6, 7, & 8)
  - Expressions and equations (grade 6 & 8)
  - Functions (grade 8)

Secondary Focus: Math Action Plan

- Revise 6-8 strategies programs to include direct instruction on:
  - open response writing strategies
- Professional Development for Special Educators in:
  - Geometry (grade 6)
  - Statistics and probability (grades 6, 7, & 8)
  - Expressions and equations (grade 6 & 8)
  - Functions (grade 8)
  - Strategy Instruction (all grades)

Secondary Focus: Science

- Data revealed weaknesses in:
  - The earth and solar system
  - Bioengineering
  - Earth in the Solar System
  - Open response questions
  - Quantitative analysis
  - Application/transfer of knowledge
  - Variation of terminology

Secondary Focus: Science Action Plan

- Revise 6-8 strategies programs to include direct instruction on:
  - explicit vocabulary instruction
  - open response writing strategies
- Curriculum changes:
  - STEM (first cohort to be assessed this May)
- Professional Development for Special Educators in content-specific instructional strategies and strategy development.

MCAS Alt – Decision Making

Decision-Making Tool for MCAS Participation by Students with Disabilities

The decision chart shown below may be used by IEP teams and 504 plan coordinators to make annual decisions regarding appropriate student participation in MCAS *for each content area* being assessed.

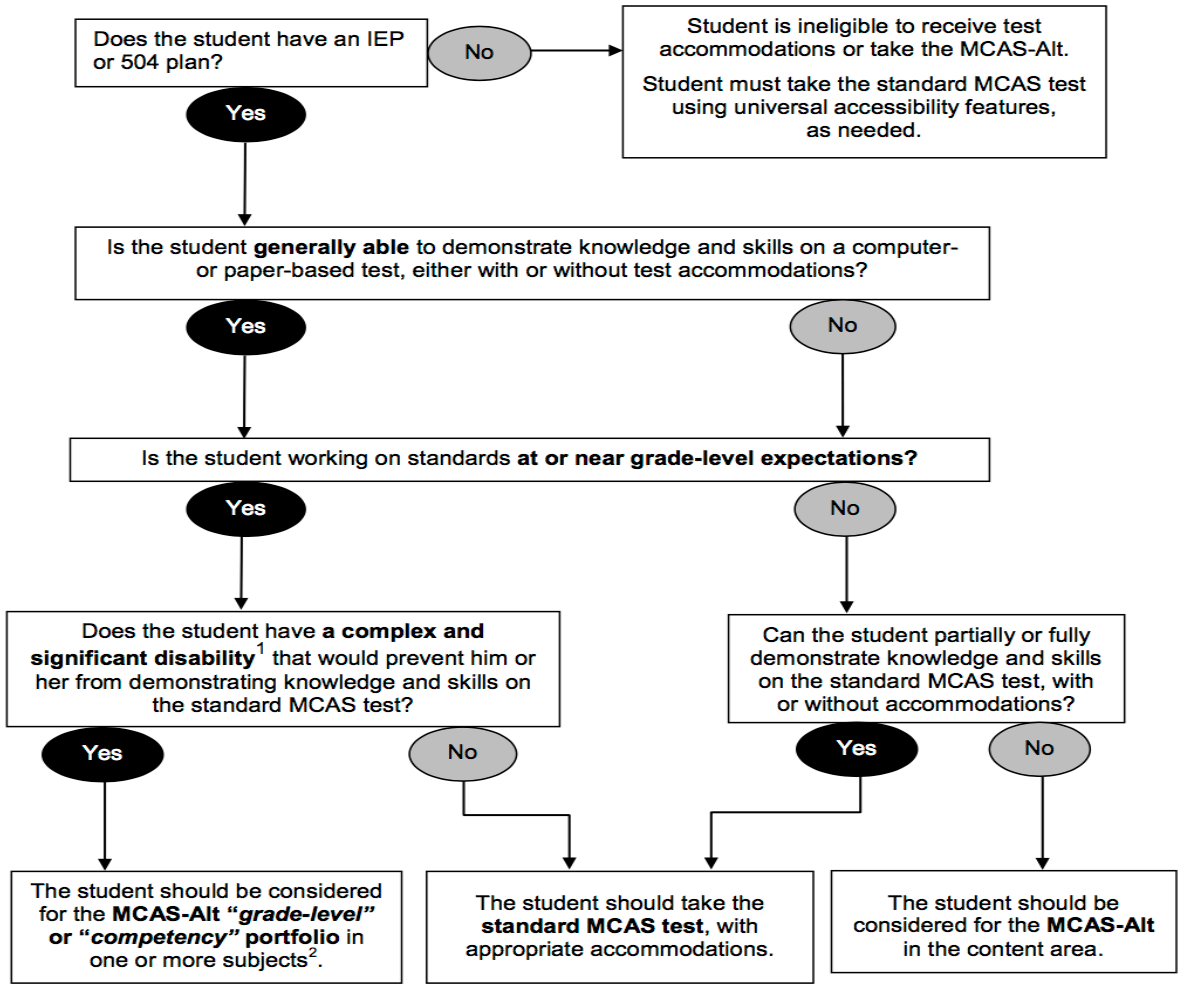

MCAS Alt – Hingham

School	2012-2013	2013-2014	2014-2015	2015-2016	2016-2017*
East	2	3	1	0	2
Foster	0	0	0	0	2
PRS	0	0	1	1	1
South	0	1	1	4	4
HMS	7	6	6	5	4
HHS	0	0	5	0	2
Total	**9**	**10**	**14**	**10**	**15**

MCAS Alt – Hingham vs. Benchmark

	2012-2013	2013-2014	2014-2015	2015-2016	2016-2017
Andover	40	42	39	36	32
Cohasset	unknown	0	0	0	1
C-C	0	0	0	0	0
Dedham	0	0	2	2	6
Duxbury	unknown	6	9	11	unknown
Hingham	**9**	**10**	**14**	**10**	**15**
Hopkinton	8	6	3	5	3
Hull	5	9	7	4	2
Pembroke	20	18	17	18	18
Rockland	7	8	10	1	1
Westwood	0	0	0	23	21

Follow-Up/Next Steps

- Schedule Professional Development
- Ensure alignment with IEP goals and curriculum content
- Design support programming for SWD in targeted areas
- Establish internal metrics for measurement of student achievement (department-specific)